

uCertify

Course Outline

CompTIA Network+ (N10-008)



Lesson



Practice test



Lab

Contents

1. Course Objective
2. Pre-Assessment
3. Exercises, Quizzes, Flashcards & Glossary
 - Number of Questions
4. Expert Instructor-Led Training
5. ADA Compliant & JAWS Compatible Platform
6. State of the Art Educator Tools
7. Award Winning Learning Platform (LMS)
8. Chapter & Lessons
 - Syllabus
 - Chapter 1: Introduction
 - Chapter 2: Introduction to Networks
 - Chapter 3: The Open Systems Interconnection Specifications
 - Chapter 4: Networking Connectors and Wiring Standards
 - Chapter 5: The Current Ethernet Specifications
 - Chapter 6: Networking Devices
 - Chapter 7: Introduction to the Internet Protocol
 - Chapter 8: IP Addressing
 - Chapter 9: IP Subnetting, Troubleshooting IP, and Introduction to NAT
 - Chapter 10: Introduction to IP Routing
 - Chapter 11: Routing Protocols
 - Chapter 12: Switching and Virtual LANs
 - Chapter 13: Wireless Networking
 - Chapter 14: Using Statistics and Sensors to Ensure Network Availability

Chapter 15: Organizational Documents and Policies

Chapter 16: High Availability and Disaster Recovery

Chapter 17: Common Security Concepts

Chapter 18: Common Types of Attacks

Chapter 19: Network Hardening Techniques

Chapter 20: Remote Access Security

Chapter 21: Physical Security

Chapter 22: Data Center Architecture and Cloud Concepts

Chapter 23: Ensuring Network Availability

Chapter 24: Cable Connectivity Issues and Tools

Chapter 25: Network Troubleshooting Methodology

Chapter 26: Network Software Tools and Commands

Chapter 27: Appendix A: Subnetting Class A

Chapter 28: Appendix B: Videos

Videos and How To

9. Practice Test

Here's what you get

Features

10. Performance Based Labs

Lab Tasks

Here's what you get

11. Post-Assessment

1. Course Objective

Gain hands-on experience to pass the CompTIA Network+ certification exam with the CompTIA Network+ course and lab. Interactive chapters and hands-on labs comprehensively cover the N10-008 exam objectives and provide knowledge in areas such as networking technologies, including installation, configuration, troubleshooting, peripherals, protocols, and more. The CompTIA Network+ study guide will help you get a full understanding of the challenges you'll face as a network administrator.

2. Pre-Assessment

Pre-Assessment lets you identify the areas for improvement before you start your prep. It determines what students know about a topic before it is taught and identifies areas for improvement with question assessment before beginning the course.

3. Exercises

There is no limit to the number of times learners can attempt these. Exercises come with detailed remediation, which ensures that learners are confident on the topic before proceeding.

548
EXERCISES

4. Quizzes

Quizzes test your knowledge on the topics of the exam when you go through the course material. There is no limit to the number of times you can attempt it.



430

QUIZZES

5. Flashcards

Flashcards are effective memory-aiding tools that help you learn complex topics easily. The flashcard will help you in memorizing definitions, terminologies, key concepts, and more. There is no limit to the number of times learners can attempt these. Flashcards help master the key concepts.



325

FLASHCARDS

6. Glossary of terms

uCertify provides detailed explanations of concepts relevant to the course through Glossary. It contains a list of frequently used terminologies along with its detailed explanation. Glossary defines the key terms.



7. Expert Instructor-Led Training

uCertify uses the content from the finest publishers and only the IT industry's finest instructors. They have a minimum of 15 years real-world experience and are subject matter experts in their fields. Unlike a live class, you can study at your own pace. This creates a personal learning experience and gives you all the benefit of hands-on training with the flexibility of doing it around your schedule 24/7.

8. ADA Compliant & JAWS Compatible Platform

uCertify course and labs are ADA (Americans with Disability Act) compliant. It is now more accessible to students with features such as:

- Change the font, size, and color of the content of the course
- Text-to-speech, reads the text into spoken words
- Interactive videos, how-tos videos come with transcripts and voice-over
- Interactive transcripts, each word is clickable. Students can clip a specific part of the video by clicking on a word or a portion of the text.

JAWS (Job Access with Speech) is a computer screen reader program for Microsoft Windows that reads the screen either with a text-to-speech output or by a Refreshable Braille display. Student can easily navigate uCertify course using JAWS shortcut keys.

9. State of the Art Educator Tools

uCertify knows the importance of instructors and provide tools to help them do their job effectively. Instructors are able to clone and customize course. Do ability grouping. Create sections. Design grade scale and grade formula. Create and schedule assessments. Educators can also move a student from self-paced to mentor-guided to instructor-led mode in three clicks.

10. Award Winning Learning Platform (LMS)

uCertify has developed an award winning, highly interactive yet simple to use platform. The SIIA CODiE Awards is the only peer-reviewed program to showcase business and education technology's finest products and services. Since 1986, thousands of products, services and solutions have been recognized for achieving excellence. uCertify has won CODiE awards consecutively for last 7 years:

- **2014**
 1. Best Postsecondary Learning Solution

- **2015**
 1. Best Education Solution
 2. Best Virtual Learning Solution
 3. Best Student Assessment Solution
 4. Best Postsecondary Learning Solution
 5. Best Career and Workforce Readiness Solution
 6. Best Instructional Solution in Other Curriculum Areas
 7. Best Corporate Learning/Workforce Development Solution

- **2016**
 1. Best Virtual Learning Solution
 2. Best Education Cloud-based Solution

3. Best College and Career Readiness Solution
4. Best Corporate / Workforce Learning Solution
5. Best Postsecondary Learning Content Solution
6. Best Postsecondary LMS or Learning Platform
7. Best Learning Relationship Management Solution

- **2017**

1. Best Overall Education Solution
2. Best Student Assessment Solution
3. Best Corporate/Workforce Learning Solution
4. Best Higher Education LMS or Learning Platform

- **2018**

1. Best Higher Education LMS or Learning Platform
2. Best Instructional Solution in Other Curriculum Areas
3. Best Learning Relationship Management Solution

- **2019**

1. Best Virtual Learning Solution
2. Best Content Authoring Development or Curation Solution
3. Best Higher Education Learning Management Solution (LMS)

- **2020**

1. Best College and Career Readiness Solution
2. Best Cross-Curricular Solution
3. Best Virtual Learning Solution

11. Chapter & Lessons

uCertify brings these textbooks to life. It is full of interactive activities that keeps the learner engaged. uCertify brings all available learning resources for a topic in one place so that the learner can efficiently learn without going to multiple places. Challenge questions are also embedded in the

chapters so learners can attempt those while they are learning about that particular topic. This helps them grasp the concepts better because they can go over it again right away which improves learning.

Learners can do Flashcards, Exercises, Quizzes and Labs related to each chapter. At the end of every lesson, uCertify courses guide the learners on the path they should follow.

Syllabus

Chapter 1: Introduction

- N10-008 Exam Objectives
- Objective Map

Chapter 2: Introduction to Networks

- First Things First: What's a Network?
- Physical Network? Topologies
- Topology Selection, Backbones, and Segments
- Summary
- Exam Essentials

Chapter 3: The Open Systems Interconnection Specifications

- Internetworking Models

- The OSI Reference Model
- Introduction to Encapsulation
- Modulation Techniques
- Summary
- Exam Essentials

Chapter 4: Networking Connectors and Wiring Standards

- Physical Media
- Cable Properties
- Wiring Standards
- Installing Wiring Distributions
- Summary
- Exam Essentials

Chapter 5: The Current Ethernet Specifications

- Network Basics
- Ethernet Basics
- Ethernet at the Data Link Layer

- Ethernet at the Physical Layer
- Ethernet over Other Standards (IEEE 1905.1-2013)
- Summary
- Exam Essentials

Chapter 6: Networking Devices

- Common Network Connectivity Devices
- Other Specialized Devices
- Networked Devices
- Planning and Implementing a Basic SOHO Network Using Network Segmentation
- Summary
- Exam Essentials

Chapter 7: Introduction to the Internet Protocol

- Introducing TCP/IP
- Data Encapsulation
- Summary
- Exam Essentials

Chapter 8: IP Addressing

- IP Terminology
- The Hierarchical IP Addressing Scheme
- IPv4 Address Types
- Internet Protocol Version 6 (IPv6)
- Summary
- Exam Essentials

Chapter 9: IP Subnetting, Troubleshooting IP, and Introduction to NAT

- Subnetting Basics
- Troubleshooting IP Addressing
- Introduction to Network Address Translation (NAT)

- Summary
- Exam Essentials

Chapter 10: Introduction to IP Routing

- Routing Basics
- The IP Routing Process
- Testing Your IP Routing Understanding
- Static and Dynamic Routing
- Summary
- Exam Essentials

Chapter 11: Routing Protocols

- Routing Protocol Basics
- Distance-Vector Routing Protocols
- Link-State Routing Protocols
- High Availability
- Advanced IPv6 Concepts
- IPv6 Routing Protocols

- Summary
- Exam Essentials

Chapter 12: Switching and Virtual LANs

- Networking Before Layer 2 Switching
- Switching Services
- Spanning Tree Protocol
- Virtual LANs
- VLAN Trunking Protocol
- Two Additional Advanced Features of Switches
- Summary
- Exam Essentials

Chapter 13: Wireless Networking

- Introduction to Wireless Technology
- Cellular Technologies
- The 802.11 Standards (Regulatory Impacts)
- Comparing 802.11 Standards

- Wireless Network Components
- Installing a Wireless Network
- Site Survey
- Wireless Security
- Summary
- Exam Essentials

Chapter 14: Using Statistics and Sensors to Ensure Network Availability

- Performance Metrics/Sensors
- SNMP
- Network Device Logs
- Interface Statistics/Status
- Interface Errors or Alerts
- Environmental Factors and Sensors
- Baselines
- NetFlow Data
- Uptime/Downtime
- Summary

- Exam Essentials

Chapter 15: Organizational Documents and Policies

- Plans and Procedures
- Hardening and Security Policies
- Common Documentation
- Common Agreements
- Summary
- Exam Essentials

Chapter 16: High Availability and Disaster Recovery

- Load Balancing
- Multipathing
- Network Interface Card (NIC) Teaming
- Redundant Hardware/Clusters
- Facilities and Infrastructure Support
- Redundancy and High Availability (HA) Concepts
- Mean Time to Repair (MTTR)

- Mean Time Between Failure (MTBF)
- Recovery Time Objective (RTO)
- Recovery Point Objective (RPO)
- Network Device Backup/Restore
- Summary
- Exam Essentials

Chapter 17: Common Security Concepts

- Confidentiality, Integrity, and Availability (CIA)
- Threats
- Vulnerabilities
- Least Privilege
- Role-Based Access
- Zero Trust
- Defense in Depth
- Authentication Methods
- Security Risk Assessments

- Security Information and Event Management (SIEM)
- Summary
- Exam Essentials

Chapter 18: Common Types of Attacks

- Technology-Based Attacks
- Human and Environmental
- Summary
- Exam Essentials

Chapter 19: Network Hardening Techniques

- Best Practices
- Wireless Security
- IoT Access Considerations
- Summary
- Exam Essentials

Chapter 20: Remote Access Security

- Site-to-Site VPN
- Client-to-Site VPN
- Remote Desktop Connection
- Remote Desktop Gateway
- SSH
- Virtual Network Computing (VNC)
- Virtual Desktop
- Authentication and Authorization Considerations
- In-Band vs. Out-of-Band Management
- Summary
- Exam Essentials

Chapter 21: Physical Security

- Detection Methods
- Prevention Methods
- Asset Disposal
- Summary
- Exam Essentials

Chapter 22: Data Center Architecture and Cloud Concepts

- Data Center Network Architectures
- Software-Defined Networking
- Traffic Flows
- Branch Office vs. On-premises Data Center vs. Colocation
- Cloud Computing and Its Effect on the Enterprise Network
- Overview of Network Programmability in Enterprise Network
- Application Programming Interfaces (APIs)
- Managing Network Documentation
- Network Monitoring
- Network Optimization
- Summary
- Exam Essentials

Chapter 23: Ensuring Network Availability

- Performance Metrics/Sensors
- Network Metrics

- Network Device Logs
- Interface Statistics/Status
- Interface Errors
- Baseline
- NetFlow
- Uptime
- Downtime
- Summary
- Exam Essentials

Chapter 24: Cable Connectivity Issues and Tools

- Identifying Hardware Tools
- Summary
- Exam Essentials

Chapter 25: Network Troubleshooting Methodology

- Narrowing Down the Problem
- Troubleshooting Steps

- Troubleshooting Tips
- Summary
- Exam Essentials

Chapter 26: Network Software Tools and Commands

- Software Tools
- Using traceroute
- Using ipconfig, ifconfig, and ip
- Using the iptables Utility
- Using the ping Utility
- Using the Address Resolution Protocol
- Using the arp Utility
- Using the nslookup Utility
- Resolving Names with the Hosts File
- Using the Mtr Command (pathping)
- Using the Nmap Utility
- Using the route Command

- Using the nbtstat Utility
- Using the netstat Utility
- Using tcpdump
- Using the File Transfer Protocol
- Using the Telnet Utility
- Summary
- Exam Essentials

Chapter 27: Appendix A: Subnetting Class A

- Subnetting Practice Examples: Class A Addresses
- Subnetting in Your Head: Class A Addresses
- Written Lab 1
- Written Lab 2

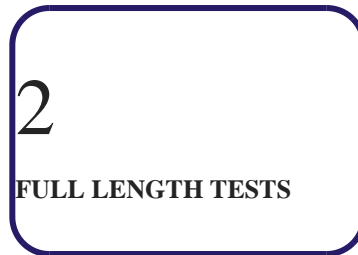
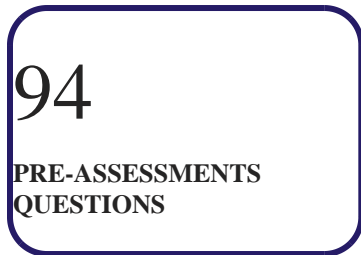
Chapter 28: Appendix B: Videos

- Module 0 - Course introduction
- Module 1 - Networking Fundamentals
- Module 2 - Cables and Connectors

- Module 3 - Internet Protocol (IP)
- Module 4 - Layer 7 Protocols
- Module 5 - Network Services
- Module 6 - Networking Devices
- Module 7 - Networked Devices
- Module 8 - Routing and Bandwidth Management
- Module 9 - Ethernet Switching
- Module 10 - Wireless Technologies
- Module 11 - Network Performance
- Module 12 - High Availability and Disaster Recovery
- Module 13 - Organizational Documents
- Module 14 - Network Security
- Module 15 - Network Troubleshooting

12. Practice Test

Here's what you get



Features

Full Remediation

Each question comes with detailed remediation explaining not only why an answer option is correct but also why it is incorrect.

Unlimited Practice

Each test can be taken unlimited number of times until the learner feels they are prepared. Learner can review the test and read detailed remediation. Detailed test history is also available.

Learn, Test and Review Mode

Each test set comes with learn, test and review modes. In learn mode, learners will attempt a question and will get immediate feedback and complete remediation as they move on to the next question. In test mode, learners can take a timed test simulating the actual exam conditions. In review mode, learners can read through one item at a time without attempting it.

13. Performance Based Labs

uCertify's performance-based labs are Live Labs. Learn the real world skills using Live Labs. uCertify Labs are cloud-based, device-enabled and can be easily integrated with an LMS. Features of uCertify labs:

- Provide hands-on experience in a safe, online environment
- Labs simulate real world, hardware, software & CLI environment
- Flexible and inexpensive alternative to physical Labs
- Comes with well-organized component library for every task
- Highly interactive - learn by doing
- Explanations and remediation available
- Videos on how to perform

Lab Tasks

- Identifying clients and servers
- Connecting devices in a peer to peer architecture
- Connecting devices in bus topology
- Installing and configuring a temporary server
- Preparing a temporary server for the network or Internet connection
- Connecting a new workstation to the Internet
- Connecting a Workstation to the Ethernet and to the Internet
- Configuring Advanced Ethernet Options
- Configuring and Displaying Speed, Duplex, and Description on a Switch
- Creating a Subinterface on a Router and Assigning an IP Address
- Configuring a DHCP Server
- Adding a DNS server
- Performing a Proxy Server Operation
- Understanding the IPv4 header
- Displaying the Structure of a UDP Segment
- Displaying the Structure of a TCP Segment

- Displaying a Router's IP ARP Table
- Configuring a Class C IP Address
- Configuring a Class A IP Address
- Configuring a Class B IP Address
- Enabling and Verifying SLAAC on a Router
- Pinging a Host Using a PC
- Configuring a CIDR-Based IP Network
- Configuring Network Address Translation
- Configuring Port Address Translation
- Using the show ip route Command
- Configuring Static Routing
- Configuring GRE Tunnels
- Using the show Command
- Configuring an Access Port
- Identifying the Root Ports and Viewing the STP Information of a Switch
- Creating a VLAN and Viewing its Assignment to Port Mapping
- Configuring and Viewing a Trunk Port Status
- Installing a NIC
- Connecting a Wireless Router to a Laptop
- Turning on the personal hotspot of an iPhone
- Viewing the Application, Security, and System Logs
- Configuring Syslog and Viewing Settings on a Router
- Viewing Interface Statistics and Status
- Configuring NetFlow
- Creating a Demilitarized Zone
- Configuring a Default Domain Password Policy
- Configuring VRRP
- Setting Up a Honeypot
- Installing a RADIUS Server
- Configuring AAA for Device Access Control
- Simulating a DoS Attack
- Performing a MITM Attack
- Performing a DoS Attack with the SYN Flood

- Using Ettercap for ARP Spoofing
- Using Social Engineering Techniques to Plan an Attack
- Using OWASP ZAP
- Configuring DHCP Snooping
- Configuring an SSH Server
- Creating a Virtual Switch
- Part III: Command Line Tools
- Capturing a Packet using Wireshark
- Part I: Command Line Tools
- Part II: Command Line Tools

Here's what you get

59

PERFORMANCE BASED
LAB

58

VIDEO TUTORIALS

01:27


HOURS

14. Post-Assessment


After completion of the uCertify course Post-Assessments are given to students and often used in conjunction with a Pre-Assessment to measure their achievement and the effectiveness of the exam.

CONNECT WITH US

 3187 Independence Drive
Livermore, CA 94551,
United States

 +1-415-763-6300

 support@ucertify.com

 www.ucertify.com